

# Adjective Shades of Meaning

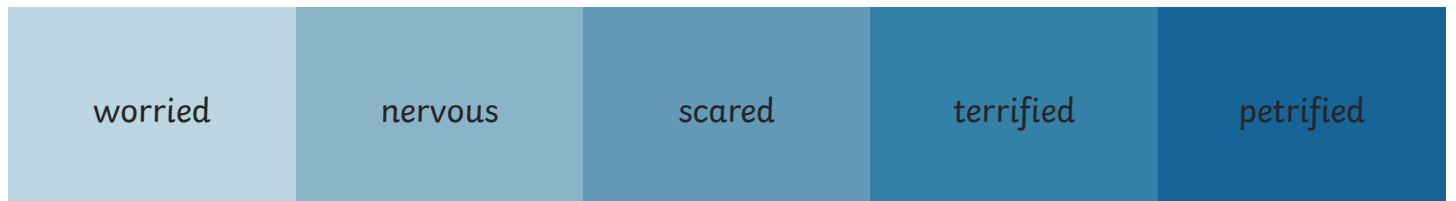
## Part A

Adjectives are words that describe and give us more information about nouns (people, places or things). Different adjectives have different effects, even if their meaning is similar, so it is important to choose carefully.

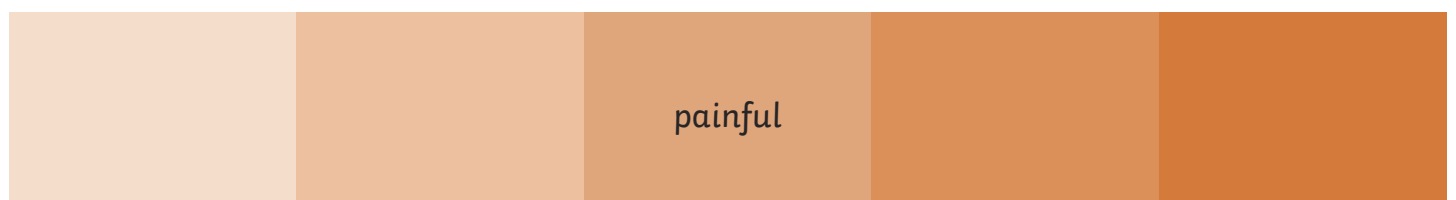
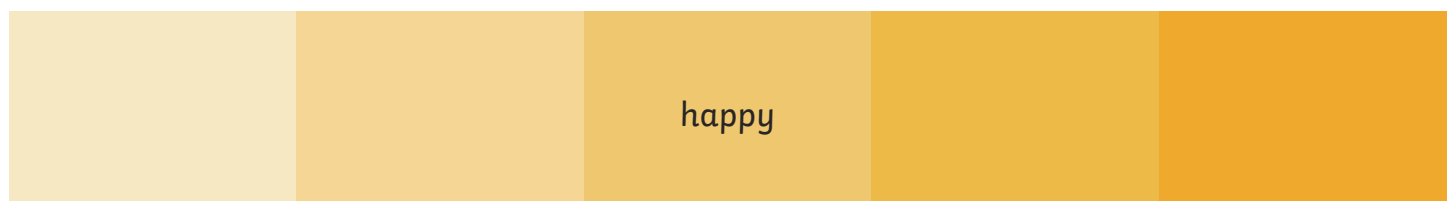
E.g. The boy was **worried**.

The boy was **petrified**.

These are called 'shades of meaning' and we can represent them using colours, like this. The stronger the colour, the stronger the meaning.



Here are some more adjectives from 'Roman Rescue'. Use a thesaurus to help you add shades of meaning.



**Part B**

Choose some adjectives of your own and create shades of meaning cards for them.

--	--	--	--	--

--	--	--	--	--

--	--	--	--	--

**Challenge** 

Choose 5-10 words from this activity sheet and use them to write sentences about what has happened in Chapter 2. Try to use adjectives with a strong meaning.

---

---

---

---

---

# Daily Reading: History Hackers: Roman Rescue 2

This **video** focuses on the skill of retrieving information and key details from what is read. Children watch the video relating to Chapter 2. They may choose to answer the questions on their activity sheet, or you may prefer to talk about them together. If they want to write down their answers, they can pause the video to give them time to write. Answers or example answers are included below. There are also some questions they may wish to answer after the video. It will be useful for them to have the eBook in front of them (included in this pack) to find the answers to these questions.

Watch Video



## Chapter 2

### During the Video



1. How did Charlie check for hidden panels in the wall? (p.11 and 12)

**Charlie pressed an ear to the wall and drummed against the painted plaster. He slapped ceiling beams and stamped on floorboards.**

2. What phrase tells us that Tilda thought Charlie was being silly when he started tapping the walls? (p.11 and 12)

**'Groaning at the ten-year-old's stupidity' tells us that Tilda thought Charlie was being silly.**

3. Where in the room did Charlie find something? (p.11 and 12)

**Charlie found something on the wall in the corner of the room.**

4. Which phrase tells us that Tilda didn't believe Charlie had found something? (p.11 and 12)

**The phrase 'slowed by doubt' tells us that Tilda didn't believe that Charlie had found something.**

### After the Video



5. Why did Charlie sneeze when he poked his head around the door of the attic? (p.10)

**Charlie sneezed because of all the dust that filled the room.**

6. Why were Tilda and Charlie so surprised that the attic was empty? (p.10)

**Tilda and Charlie were surprised that the attic was empty because the rest of the house was filled with junk, bric-a-brac and clutter.**

7. How did Charlie discover the hidden trapdoor? (p.13)

**Charlie discovered the trapdoor when he tapped the floorboards near the wall that sounded hollow.**

## Deeper Reading



8. Are Tilda and Charlie excited to have found a hidden room? Use evidence from Chapter 2 to explain your answer.

**I think Tilda and Charlie were excited to see what was in the hidden room because they were disappointed that the attic was empty. Tilda said that her hopes had been taken away. Charlie was looking for a hidden panel which he wouldn't have done if he wasn't bothered about finding anything and they both got excited when they found the trapdoor.**

9. How would you describe Tilda and Charlie? Are they similar in personalities or different?

**I think Tilda is brave because she was the first one to go to the attic. Charlie isn't as brave because he didn't want to go in at first. Charlie is more excitable and optimistic because he was tapping on the walls looking for hidden panels. Tilda is more realistic because she didn't expect to find anything.**

## Related Activity



Each day, an activity related to the session will be provided.

### Related Activity for Chapter 2: Adjective Shades of Meaning Activity Sheet

This activity asks children to come up with words with similar meanings then write some sentences based on Chapter 2 using some of these words. Answers for some of these activities are included but children will have their own responses for the sentences they write. You do not need to print the activity – children could write their answers on paper.

## Answers



short	petite	small	tiny	minuscule
smiling	pleased	happy	overjoyed	ecstatic
aching	sore	painful	agonising	excruciating
worn	old	aged	historical	ancient

### Part A

Example Answers

### Part B

Children's own responses.

### Challenge Task

Children's own responses.

# Daily Reading: History Hackers: Roman Rescue 2

**Aim:** I can retrieve information and key details from what I read.



This activity sheet relates to the Daily Reading video for Roman Rescue Chapter 2.

## Chapter 2

### During the Video



Watch the video, where you will hear Chapter 2 being read to you. There will be some questions to answer during this video. You may choose to write your answers to these questions here. If you decide to do this, pause the video to give yourself time to write.

1. How did Charlie check for hidden panels in the wall? (p.11 and 12)
2. What phrase tells us that Tilda thought Charlie was being silly when he started tapping the walls? (p.11 and 12)
3. Where in the room did Charlie find something? (p.11 and 12)
4. Which phrase tells us that Tilda didn't believe Charlie had found something? (p.11 and 12)

## After the Video



Answer these questions after watching the video. Look carefully in the eBook for the answers and use what you have learned in the first section.

5. Why did Charlie sneeze when he poked his head around the door of the attic? (p.10)
6. Why were Tilda and Charlie so surprised that the attic was empty? (p.10)
7. How did Charlie discover the hidden trapdoor? (p.13)

## Deeper Reading



8. Are Tilda and Charlie excited to have found a hidden room? Use evidence from Chapter 2 to explain your answer.
9. How would you describe Tilda and Charlie? Are they similar in personalities or different?

## Related Activity



Complete the **Adjectives Shades of Meaning Activity Sheet**.

# Daily Reading: History Hackers: Roman Rescue 2

**Aim:** I can retrieve information and key details from what I read.



This activity sheet relates to the **Daily Reading video** for Roman Rescue Chapter 2.

## Chapter 2

### During the Video



Watch the video, where you will hear Chapter 2 being read to you. There will be some questions to answer during this video. You may choose to write your answers to these questions here. If you decide to do this, pause the video to give yourself time to write.

1. How did Charlie check for hidden panels in the wall? (p.11 and 12)

---

---

---

2. What phrase tells us that Tilda thought Charlie was being silly when he started tapping the walls? (p.11 and 12)

---

---

---

3. Where in the room did Charlie find something? (p.11 and 12)

---

---

---

4. Which phrase tells us that Tilda didn't believe Charlie had found something? (p.11 and 12)

---

---

---

**After the Video**

Answer these questions after watching the video. Look carefully in the eBook for the answers and use what you have learned in the first section.

5. Why did Charlie sneeze when he poked his head around the door of the attic? (p.10)

---



---



---

6. Why were Tilda and Charlie so surprised that the attic was empty? (p.10)

---



---



---

7. How did Charlie discover the hidden trapdoor? (p.13)

---



---



---

**Deeper Reading**

8. Are Tilda and Charlie excited to have found a hidden room? Use evidence from Chapter 2 to explain your answer.

---



---



---

9. How would you describe Tilda and Charlie? Are they similar in personalities or different?

---



---



---

**Related Activity**

Complete the **Adjectives Shades of Meaning Activity Sheet**.